










RUSTIC RUBBLE

SPECIFICATIONS

THIN VENEER FULL VENEER **bimobject**

	ORIGIN	OAKFIELD + FOND DU LAC, WISCONSIN
	INFO	30% SPLITFACE, 40% IRREGULAR BEDFACE, 30% IRREGULAR SPLITFACE.
	PATTERN	IRREGULAR, AND NATURAL COURSE
	COLOR	GRAY, SILVER, BEIGE, EARTH TONE SPLITFACE. GRAY, BROWN, GOLD, TAN BED
	AREA	37 SQFT / TON (FULL) 12-15 LBS/SQFT (THIN)
	HEIGHT	IRREGULAR WEBB STONE 6" - 30", (THIN STONE LIMITATIONS) NATURAL 2" - 6" (SPLITFACE)
	LENGTH	6" - 30" THIN VENEER CORNERS: 6"-13"
	WIDTH	FULL: 3"-5" (4") THIN: 3/4"- 1-1/2"
	DENSITY	176 LB/FT ³ (OAK) 175 LB/FT ³ (FDL)



ASTM - C170

FOND DU LAC
COMPRESSIVE STRENGTH 

23,530 PSI	PERPENDICULAR TO RIFT, WET
31,010 PSI	PERPENDICULAR TO RIFT, DRY
26,050 PSI	PARALLEL TO RIFT, WET
28,300 PSI	PARALLEL TO RIFT, DRY

ASTM - C97

ABSORPTION & SPECIFIC GRAVITY 

OAK: .29% FDL: .32	WATER ABSORPTION
OAK: 2.81 FDL: 2.80	BULK SPECIFIC GRAVITY

ASTM - C880

FLEXURAL STRENGTH 

1,010 PSI - 1,640 PSI	AVERAGE FLEXURAL STRENGTH, WET
1,020 PSI - 2,040 PSI	AVERAGE FLEXURAL STRENGTH, DRY

ASTM - C170

OAKFIELD
COMPRESSIVE STRENGTH 

24,740 PSI	PERPENDICULAR TO RIFT, WET
31,490 PSI	PERPENDICULAR TO RIFT, DRY
27,060 PSI	PARALLEL TO RIFT, WET
25,060 PSI	PARALLEL TO RIFT, DRY



EMAIL AUSTIN@OAKFIELDSTONE.COM FOR
SIGNED ASTM LAB REPORTS