










# FOND DU LAC WEBWALL

## SPECIFICATIONS

THIN VENEER  FULL VENEER  bimobject

	ORIGIN	FOND DU LAC, WISCONSIN
	INFO	100% IRREGULAR BEDFACE
	PATTERN	MOSAIC
	COLOR	SILVER, LIGHT TO DARK GRAY, BROWN
	AREA	37 SQFT / TON (FULL) 12-15 LBS/SQFT (THIN)
	HEIGHT	IRREGULAR WEB STONE 6" - 30", (THIN STONE LIMITATIONS)
	LENGTH	6" - 30" THIN VENEER CORNERS: 6"-13"
	WIDTH	FULL: 3"-5" (4") THIN: 3/4"-1/2"
	DENSITY	175 LB/FT <sup>3</sup>



### ASTM - C170

### FOND DU LAC COMPRESSIVE STRENGTH

23,530 PSI	PERPENDICULAR TO RIFT, WET
31,010 PSI	PERPENDICULAR TO RIFT, DRY
26,050 PSI	PARALLEL TO RIFT, WET
28,300 PSI	PARALLEL TO RIFT, DRY

### ASTM - C97

### ABSORPTION & SPECIFIC GRAVITY

.32%	WATER ABSORPTION
2.80	BULK SPECIFIC GRAVITY

### ASTM - C880

### FLEXURAL STRENGTH

1,640 PSI	AVERAGE FLEXURAL STRENGTH, WET
2,040 PSI	AVERAGE FLEXURAL STRENGTH, DRY

