










# PRAIRIE WEBWALL

## SPECIFICATIONS

THIN VENEER  FULL VENEER

	ORIGIN	BEAVER DAM, WISCONSIN
	INFO	100% IRREGULAR BEDFACE
	PATTERN	MOSAIC
	COLOR	GOLD, YELLOW, TAN, BROWN, WITH SOME LIGHT BLUE/GRAY
	AREA	37 SQFT / TON (FULL) 12-15 LBS/SQFT (THIN)
	HEIGHT	IRREGULAR WEB STONE 6" - 30", (THIN STONE LIMITATIONS)
	LENGTH	6" - 30" THIN VENEER CORNERS: 6" - 13"
	WIDTH	FULL: 3" - 5" (4") THIN: 3/4" - 1 1/2"
	DENSITY	173 LB/FT <sup>3</sup>



## ASTM - C170

## COMPRESSIVE STRENGTH

24,970 PSI	PERPENDICULAR TO RIFT, WET
26,360 PSI	PERPENDICULAR TO RIFT, DRY
25,110 PSI	PARALLEL TO RIFT, WET
29,220 PSI	PARALLEL TO RIFT, DRY

## ASTM - C97 ABSORPTION & SPECIFIC GRAVITY

0.57%	WATER ABSORPTION
2.76	BULK SPECIFIC GRAVITY

## ASTM - C880 FLEXURAL STRENGTH

1,100 - 1,260 PSI	AVERAGE FLEXURAL STRENGTH, WET
1,430 - 1,590 PSI	AVERAGE FLEXURAL STRENGTH, DRY

